

Date: February 14, 2020

To,

**BSE Limited**

Phiroze Jeejeebhoy Towers

Dalal Street

Mumbai - 400 001

**Scrip Code: 539875**

The Secretary

**The Calcutta Stock Exchange Ltd**

7, Lyons Range

Kolkata - 700 001

**Scrip Code: 28123****Sub – Outcome of Board Meeting****Ref – Regulation 30 and 33 read with Para A of Part A of Schedule III of the SEBI (Listing Obligations and Disclosure Requirement) Regulations, 2015**

Dear Sir,

We hereby submit the outcome of the meeting of the Board of Directors of the Company held today i.e. February 14, 2020. The meeting of the Board of Directors commenced at 02:30 PM and concluded at 04:35 PM.

The unaudited results were reviewed by the Audit Committee and approved and taken on record by the Board of Directors of the Company in their meeting held today.


We are attaching herewith below documents as required pursuant to Regulation 33 of SEBI (Listing Obligation and Disclosure Requirement) Regulations, 2015:

- a) Un- Audited Financial Results (Standalone and Consolidated) for the Quarter and nine months ended on December 31, 2019.
- b) Limited Review Report (Standalone and Consolidated) for the Quarter and nine months ended as on December 31, 2019.

The said details are also being updated in the Company's website.

You are requested to take the same on record and oblige.

Thanking You,

**Yours faithfully,  
For RSD Finance Ltd,****Rajeev Singh Dugal  
Managing Director  
DIN - 00052037***Enclosure: as above***REGISTERED & ADMINISTRATIVE OFFICE****Holding No. 4, The Hotel Alcor, Ramdas Bhatta, Bistupur, Jamshedpur, Purbi Singhbhum, Jharkhand - 831 001.  
Ph. : 0657-6620001, 7280009199 .**



Head Office : 1st Floor, Arvinder Complex, 2, S.B.Shop Area, R.Road, Bistupur, Jamshedpur - 831001.  
Branch Office : Sri Bimlanand Tower, G( G+2), 2nd Floor, Purulia Road Opposite Sadar Hospital, Ranchi - 834 001  
E-mail :ca.dharmeshkr@gmail.com , Head Office : Ph. : 0657 - 2321102, 9279268141, Branch : Ph. : 0651-2212138, 9431107454


**Independent Auditor's Review Report on Unaudited Standalone Financial Results of RSD Finance Limited for the quarterly and nine months ended December 31, 2019 pursuant to the Regulation 33 of the SEBI (Listing Obligations and Disclosure Requirements) Regulations, 2015**

To,

The Board of Directors  
RSD Finance Limited

1. I have reviewed the accompanying statement of unaudited Standalone financial results of RSD Finance Limited ("the Company") for the quarter and nine months ended December 31, 2019 ("the Statement") attached herewith, being submitted by the Company pursuant to the requirements of Regulation 33 of the Securities and Exchange Board of India (Listing Obligations and Disclosure Requirements) Regulations, 2015 as amended ("the Regulation").
2. This statement is the responsibility of the Company's Management and has been approved by the Board of Directors, has been prepared in the accordance with the recognition and measurement principles laid down in Indian Accounting Standard 34 "Interim Financial Reporting" ("Ind AS 34") prescribed under Section 133 of the Companies Act, 2013, read with relevant rules issued thereunder and other recognized accounting principles generally accepted in India. My responsibility is to express a conclusion on the Statement based on our review.
3. I conducted my review of the statement in accordance with the Standard on Review Engagement (SRE) 2410, "Review of Interim Financial Information performed by the Independent Auditor of the Entity" issued by the Institute of Chartered Accountants of India. This standard requires that I plan and perform the review to obtain moderate assurance as to whether the financial statements are free of material misstatement. A review consists of making inquiries, primarily of persons responsible for financial and accounting matters, and applying analytical and other review procedures. A review is substantially less in scope than an audit conducted in accordance with Standards on Auditing specified under section 143(10) of the Companies Act, 2013 and consequently does not enable us to obtain assurance that we would become aware of all significant matters that might be identified in an audit. Accordingly, we do not express an audit opinion.
4. Based on our review conducted as above, nothing has come to our attention that causes us to believe that the accompanying Statement of unaudited standalone financial results prepared in accordance with the recognition and measurement principles laid down in Ind AS 34, prescribed under Section 133 of the Companies Act, 2013 read with relevant rules issued thereunder and other recognized accounting principles generally accepted in India has not disclosed the information required to be disclosed in terms of the Regulation including the manner in which it is to be disclosed, or that it contains any material misstatement.
5. Our conclusion is not qualified in respect of these matters.

Date: 14.02.2020  
Place: Jamshedpur



For M/s. Prasad Kumar & Co.  
Chartered Accountants  
Rajesh Prasad  
Partner  
Membership No. 075409  
Firm Registration No. 008816C



Statement of Unaudited Standalone Financial Results for the Quarter and Nine Months ended 31st December, 2019

(Rs. In Lakh except per share details)

| Sl. No. | Particulars  | Quarter Ended  |                |                | Nine Months Ended |                |
|---------|--|----------------|----------------|----------------|-------------------|----------------|
|         |  | 31/12/2019     | 30/09/2019     | 31/12/2018     | 31/12/2019        | 31/12/2018     |
|         |  | (Un - Audited) | (Un - Audited) | (Un - Audited) | (Un - Audited)    | (Un - Audited) |
| I       | Revenue from Operations  |                |                |                |                   |                |
|         | Sale of Services   | 11.12          | 11.35          | 27.84          | 45.72             | 95.02          |
|         | Interest Income  | 56.33          | 65.12          | 53.38          | 177.18            | 166.42         |
|         | Dividend Income  | 0.25           | 2.25           | 0.13           | 2.54              | 2.79           |
|         | Rental Income  | -              | -              | -              | -                 | -              |
|         | Fees and commission Income   | -              | -              | -              | -                 | -              |
|         | Net gain on fair value changes   | 5.63           | (9.33)         | 28.18          | (76.95)           | (58.49)        |
|         | Net gain on derecognition of financial instruments under amortised cost category   | -              | -              | -              | -                 | -              |
|         | Sale of products (including Excise Duty)   | -              | -              | -              | -                 | -              |
|         | <b>Total revenue from operations</b>   | <b>73.33</b>   | <b>69.39</b>   | <b>109.53</b>  | <b>148.49</b>     | <b>205.74</b>  |
| II      | Other Income   |                |                |                |                   |                |
|         | Net Gain on sale of Financial Instruments  | 11.70          | 5.65           | 183.77         | 57.67             | 315.16         |
|         | Other Incomes  | 3.53           | 3.53           | 11.34          | 10.58             | 13.04          |
|         | <b>Total Other income</b>  | <b>15.23</b>   | <b>9.18</b>    | <b>195.11</b>  | <b>68.25</b>      | <b>328.20</b>  |
| III     | <b>Total income (I+II)</b>   | <b>88.56</b>   | <b>78.57</b>   | <b>304.64</b>  | <b>216.74</b>     | <b>533.94</b>  |
| IV      | Expenses   |                |                |                |                   |                |
|         | Cost of materials consumed   | 1.74           | 2.26           | 7.50           | 11.24             | 21.05          |
|         | Purchases of stock-in-trade  | -              | -              | -              | -                 | -              |
|         | Changes in inventories of finished goods, WIP and stock-in-trade                   | -              | -              | -              | -                 | -              |
|         | Employee benefits expense  | 18.69          | 18.97          | 19.18          | 56.43             | 59.48          |
|         | Finance costs  | 0.21           | 0.23           | 0.29           | 0.68              | 1.62           |
|         | Depreciation and amortisation expense  | 2.90           | 2.90           | 3.68           | 8.70              | 11.05          |
|         | Fees and commission expense  | -              | -              | -              | -                 | -              |
|         | Net loss on fair value changes   | -              | -              | -              | -                 | -              |
|         | Net loss on derecognition of financial instruments under amortised cost category   | -              | -              | -              | -                 | -              |
|         | Impairment on financial instruments  | -              | -              | -              | -                 | -              |
|         | Provisions   | -              | -              | (66.18)        | -                 | (66.18)        |
|         | Other expenses   | 25.55          | 27.94          | 22.64          | 73.24             | 67.72          |
|         | <b>Total expenses</b>  | <b>49.09</b>   | <b>52.30</b>   | <b>(12.89)</b> | <b>150.29</b>     | <b>94.74</b>   |
| V       | <b>Profit / (Loss) before exceptional and extraordinary items and tax (III-IV)</b> | <b>39.47</b>   | <b>26.27</b>   | <b>317.53</b>  | <b>66.45</b>      | <b>439.20</b>  |
| VI      | Extraordinary items  | -              | -              | 164.55         | -                 | 164.55         |
| VII     | <b>Profit / (Loss) before tax (V + VI)</b>   | <b>39.47</b>   | <b>26.27</b>   | <b>482.08</b>  | <b>66.45</b>      | <b>603.75</b>  |
| VIII    | Tax expense  |                |                |                |                   |                |
|         | a) Current Tax   | 6.92           | 6.86           | 77.17          | 29.00             | 119.51         |
|         | b) Deferred Tax  | 1.19           | (1.89)         | 5.88           | (15.74)           | (11.80)        |
|         | <b>Total Tax Expenses</b>  | <b>8.11</b>    | <b>4.97</b>    | <b>83.05</b>   | <b>13.26</b>      | <b>107.71</b>  |
| IX      | <b>Net Profit/ (Loss) for the period (VII - VIII)</b>                              | <b>31.36</b>   | <b>21.30</b>   | <b>399.03</b>  | <b>53.19</b>      | <b>496.04</b>  |
| X       | Other Comprehensive Income   |                |                |                |                   |                |
|         | Items that will not be classified to profit or loss                                |                |                |                |                   |                |
|         | (i) Items that will not be classified to profit or loss                            | 16.96          | (9.57)         | 13.83          | (40.87)           | (85.58)        |
|         | (ii) Income tax relating to items that will not be classified to profit or loss    | 3.50           | (1.98)         | 2.85           | (8.41)            | (17.62)        |
|         | (iii) Items that will be classified to profit or loss                              | -              | -              | -              | -                 | -              |
|         | (iv) Income tax relating to items that will be classified to profit or loss        | -              | -              | -              | -                 | -              |
|         | <b>Total other comprehensive income for the year (net of tax)</b>                  | <b>13.46</b>   | <b>(7.59)</b>  | <b>10.98</b>   | <b>(32.46)</b>    | <b>(67.96)</b> |
| XI      | <b>Total comprehensive income for the period</b>                                   | <b>44.82</b>   | <b>13.71</b>   | <b>410.01</b>  | <b>20.73</b>      | <b>428.08</b>  |
| XII     | Paid-up Equity Share Capital(Face Value of Rs. 10 per share)                       | 647.32         | 647.32         | 647.32         | 647.32            | 647.32         |
| XIII    | Earnings per share :(in Rs.)   |                |                |                |                   |                |
|         | (a) Basic  | 0.69           | 0.21           | 6.33           | 0.32              | 6.61           |
|         | (b) Diluted  | 0.69           | 0.21           | 6.33           | 0.32              | 6.61           |

See accompanying notes to the standalone financial results



Date: 14.02.2020  
Place: Jamshedpur



For and on behalf of the Board

  
Rajeev Singh Dugal  
Managing Director  
DIN - 00052037

REGISTERED & ADMINISTRATIVE OFFICE

Holding No. 4, The Hotel Alcor, Ramdas Bhatta, Bistupur, Jamshedpur, Purbi Singhbhum, Jharkhand - 831 001.  
Ph. : 0657-6620001, 7280009199 .

Standalone Segment wise Revenue, Result & Capital Employed for the Quarter and Nine Months ended 31st December, 2019

(Rs. In Lakh)

| Sl. No.                  | Particulars  | Quarter Ended                |                              |                              | Nine Months Ended            |                              |
|--------------------------|--|------------------------------|------------------------------|------------------------------|------------------------------|------------------------------|
|                          |  | 31/12/2019<br>(Un - Audited) | 30/09/2019<br>(Un - Audited) | 31/12/2018<br>(Un - Audited) | 31/12/2019<br>(Un - Audited) | 31/12/2018<br>(Un - Audited) |
| 1                        | <b>Segment Revenue</b>   |                              |                              |                              |                              |                              |
|                          | (a) Investment & Finance related activities                              | 77.44                        | 67.22                        | 276.80                       | 171.02                       | 438.92                       |
|                          | (b) Job work & Manufacturing activities                                  | 11.12                        | 11.35                        | 27.84                        | 45.72                        | 95.02                        |
|                          | (c) Unallocable  | -                            | -                            | -                            | -                            | -                            |
|                          | <b>Total</b>   | <b>88.56</b>                 | <b>78.57</b>                 | <b>304.64</b>                | <b>216.74</b>                | <b>533.94</b>                |
|                          | Less: Inter segment Revenue  | -                            | -                            | -                            | -                            | -                            |
|                          | <b>Net Sale/ Income from operations</b>                                  | <b>88.56</b>                 | <b>78.57</b>                 | <b>304.64</b>                | <b>216.74</b>                | <b>533.94</b>                |
| 2                        | <b>Segment Results (Profit) (+) / Loss (-) before tax &amp; Interest</b> |                              |                              |                              |                              |                              |
|                          | (a) Investment & Finance related activities                              | 37.95                        | 25.82                        | 474.72                       | 58.27                        | 405.34                       |
|                          | (b) Job work & Manufacturing activities                                  | 1.73                         | 0.68                         | 7.65                         | 8.86                         | 35.48                        |
|                          | (c) Unallocable  | -                            | -                            | -                            | -                            | -                            |
|                          | <b>Total</b>   | <b>39.68</b>                 | <b>26.50</b>                 | <b>482.37</b>                | <b>67.13</b>                 | <b>440.82</b>                |
|                          | Less: Interest   | 0.21                         | 0.23                         | 0.29                         | 0.68                         | 1.62                         |
|                          | <b>Total Profit before Tax</b>   | <b>39.47</b>                 | <b>26.27</b>                 | <b>482.08</b>                | <b>66.45</b>                 | <b>439.20</b>                |
| 3                        | <b>Segment Assets</b>  |                              |                              |                              |                              |                              |
|                          | (a) Investment & Finance related activities                              | 5,373.91                     | 5,336.89                     | 5,230.94                     | 5,373.91                     | 5,230.94                     |
|                          | (b) Job work & Manufacturing activities                                  | 165.06                       | 164.45                       | 178.90                       | 165.06                       | 178.90                       |
|                          | (c) Unallocable  | -                            | -                            | -                            | -                            | -                            |
|                          | <b>Total Segment Assets</b>  | <b>5,538.97</b>              | <b>5,501.34</b>              | <b>5,409.84</b>              | <b>5,538.97</b>              | <b>5,409.84</b>              |
|                          | Less: Intersegment Elimination   | -                            | -                            | -                            | -                            | -                            |
|                          | Add: Unallocated Corporate Assets  | -                            | -                            | -                            | -                            | -                            |
| <b>Total Assets</b>      | <b>5,538.97</b>  | <b>5,501.34</b>              | <b>5,409.84</b>              | <b>5,538.97</b>              | <b>5,409.84</b>              |                              |
| 4                        | <b>Segment Liabilities</b>   |                              |                              |                              |                              |                              |
|                          | (a) Investment & Finance related activities                              | 374.98                       | 379.11                       | 337.31                       | 374.98                       | 337.31                       |
|                          | (b) Job work & Manufacturing activities                                  | 97.06                        | 100.13                       | 112.99                       | 97.06                        | 112.99                       |
|                          | (c) Unallocable  | -                            | -                            | -                            | -                            | -                            |
|                          | <b>Total Segment Liabilities</b>   | <b>472.04</b>                | <b>479.24</b>                | <b>450.30</b>                | <b>472.04</b>                | <b>450.30</b>                |
|                          | Less: Intersegment Elimination   | -                            | -                            | -                            | -                            | -                            |
|                          | Add: Unallocated Corporate Liabilities                                   | -                            | -                            | -                            | -                            | -                            |
| <b>Total Liabilities</b> | <b>472.04</b>  | <b>479.24</b>                | <b>450.30</b>                | <b>472.04</b>                | <b>450.30</b>                |                              |

For and on behalf of the Board

Date: 14.02.2020  
Place: Jamshedpur



  
Rajeev Singh Dugal  
Managing Director  
DIN - 00052037

REGISTERED & ADMINISTRATIVE OFFICE

Holding No. 4, The Hotel Alcor, Ramdas Bhatta, Bistupur, Jamshedpur, Purbi Singhbhum, Jharkhand - 831 001.  
Ph. : 0657-6620001, 7280009199 .



**NOTES:-**

- 1 The Company has adopted Indian Accounting Standards (Ind-AS) notified under Section 133 of the Companies Act, 2013 ('the Act') read with the Companies (Indian Accounting Standards) Rules, 2015 as amended till date, from 1st April 2019, with the transition date of 1st April 2018. Such transaction has been carried out from the erstwhile Accounting Standards notified under the Act, read with the relevant rules issued thereunder and guidelines issued by the Reserve Bank of India ('RBI') (collectively referred to as 'the previous GAAP').
- 2 The above unaudited standalone financial results for the Quarter & Nine Months ended December, 2019 have been reviewed by Audit committee and on its recommendation have been approved by the Board of Directors at its meeting held on 14.02.2020. The Statutory Auditors of the Company has conducted a limited review of the standalone financial results for the Quarter & Nine Months ended December 31, 2019.
- 3 The unaudited standalone financial results for the Quarter & Nine Months ended December 31, 2018 ('corresponding quarter') have been restated to comply with IND-AS to make them comparable. The results for the corresponding quarter have not been subjected to limited review. However, management has exercised necessary due diligence to ensure that the unaudited standalone financial results for the corresponding quarter provide a true and fair view of Company's affairs.
- 4 As permitted under circular no CIR/CFD/FAC/62/2016 dated July 05, 2016 issued by the Securities Exchange Board of India, (SEBI), the company has opted to avail exemption from submission of IND-AS compliant financial results and accompanying statements for the previous year ended March 31, 2019.
- 5 Pursuant to the resolution passed by the shareholders of the Company in the Extra-ordinary general meeting held on 16.01.2020, the company has sub-divided 1 (one) equity share of face value of Rs. 10 each, fully paid up into 2 (two) equity shares of face value of Rs. 5 each, fully paid up effective from February 12, 2020 as the record date. Consequent to the sub-division of equity shares, 64,73,240 equity shares of face value of Rs. 10 each has been sub-divided into 1,29,46,480 equity shares of face value of Rs. 5 each. As the sub-division has will given effect to after the record date which is subsequent to the Balance Sheet date, the same is not reflected in the financial statements for the quarter ended December 31, 2019.
- 6 Previous periods figures have been regrouped /rearranged / reworked wherever necessary.

Reconciliation of Net Profit as reported under erstwhile Indian GAAP and Ind AS is given below:

| Particulars   | Refer Note-3               |                                |
|---|----------------------------|--------------------------------|
|   | 31-Dec-18<br>Quarter Ended | 31-Dec-18<br>Nine Months Ended |
|   | Amount<br>(in Rs. Lakh)    | Amount<br>(in Rs. Lakh)        |
| Net profit/ loss for the Quarter Ended 31 Dec 2018 as per previous GAAP                   | 376.65                     | 542.49                         |
| Adjustment increasing / (decreasing) net profit after tax as reported under Previous GAAP | -                          | -                              |
| Measurement of Financial Assets at Fair Market Value                                      | 28.18                      | (58.49)                        |
| Tax Impact on above   | 5.80                       | (12.04)                        |
| <b>Net profit/loss as per Ind AS</b>  | <b>399.03</b>              | <b>496.04</b>                  |
| Other comprehensive income (net of income tax)  | 10.98                      | (67.96)                        |
| <b>Total Comprehensive income for the period as per Ind AS</b>                            | <b>410.01</b>              | <b>428.08</b>                  |

Place : Jamshedpur  
Date : 14.02.2020



For and on behalf of the Board of Directors



  
Rajeev Singh Dugal  
Managing Director  
DIN: 00052037

**REGISTERED & ADMINISTRATIVE OFFICE**

**Holding No. 4, The Hotel Alcor, Ramdas Bhatta, Bistupur, Jamshedpur, Purbi Singhbhum, Jharkhand - 831 001.  
Ph. : 0657-6620001, 7280009199 .**



Head Office : 1st Floor, Arvinder Complex, 2, S.B.Shop Area, R.Road, Bistupur, Jamshedpur - 831001.  
Branch Office : Sri Bimlanand Tower, G( G+2), 2nd Floor, Purulia Road Opposite Sadar Hospital, Ranchi - 834 001  
E-mail :ca.dharmeshkr@gmail.com , Head Office : Ph. : 0657 - 2321102, 9279268141, Branch : Ph. : 0651-2212138, 9431107454

**Independent Auditor's Review Report on Unaudited Consolidated Financial Results of the RSD Finance Limited for the quarterly and nine months ended December 31, 2019 pursuant to the Regulation 33 of the SEBI (Listing Obligations and Disclosure Requirements) Regulations, 2015**

To,

The Board of Directors  
RSD Finance Limited

1. I have reviewed the accompanying statement of Consolidated unaudited financial results of **RSD Finance Limited** ('the Holding Company'), its subsidiaries, (the Holding Company and its subsidiaries together referred to as the 'Group') for the quarter and nine months ended December 31, 2019 ('the Statement') attached herewith, being submitted by the Holding Company pursuant to the requirements of Regulation 33 of the Securities and Exchange Board of India (Listing Obligations and Disclosure Requirements) Regulations, 2015 as amended ('the Regulation'). Attention is drawn to the fact that the consolidated figures for the corresponding quarter ended December 31, 2018 and the corresponding period from April 01, 2018 to December 31, 2018, as reported in these financial results have been approved by the Holding's Board of Directors, but have not been subjected to review.
2. This statement is the responsibility of the Holding Company's Management and has been approved by the Holding Company's Board of Directors, have been prepared in the accordance with the recognition and measurement principles laid down in Indian Accounting Standard 34 "Interim Financial Reporting" ("Ind AS 34") prescribed under Section 133 of the Companies Act, 2013, read with relevant rules issued thereunder and other recognized accounting principles generally accepted in India. My responsibility is to express a conclusion on the Statement based on my review.
3. I conducted my review of the statement in accordance with the Standard on Review Engagement (SRE) 2410, "Review of Interim Financial Information performed by the Independent Auditor of the Entity" issued by the Institute of Chartered Accountants of India. This standard requires that I plan and perform the review to obtain moderate assurance as to whether the financial statements are free of material misstatement. A review consists of making inquiries, primarily of persons responsible for financial and accounting matters, and applying analytical and other review procedures. A review is substantially less in scope than an audit conducted in accordance with Standards on Auditing and consequently does not enable us to obtain assurance that we would become aware of all significant matters that might be identified in an audit. Accordingly, we do not express an audit opinion.
4. We also performed procedures in accordance with the circular issued by the Securities and Exchange Board of India ('the SEBI') under Regulation 33 (8) of the SEBI (Listing Obligations and Disclosure Requirements) Regulations, 2015, as amended, to the extent applicable.







Head Office : 1st Floor, Arvinder Complex, 2, S.B.Shop Area, R.Road, Bistupur, Jamshedpur - 831001.  
Branch Office : Sri Bimlanand Tower, G( G+2), 2nd Floor, Purulia Road Opposite Sadar Hospital, Ranchi - 834 001  
E-mail :ca.dharmeshkr@gmail.com , Head Office : Ph. : 0657 - 2321102, 9279268141, Branch : Ph. : 0651-2212138, 9431107454

This Statement includes the results of the following entity:

| Sr. No | Name of the Company          | Relationship with the Holding Company |
|--------|------------------------------|---------------------------------------|
| 1.     | Precision Automotive Pvt Ltd | Wholly owned subsidiary               |
| 2.     | SRP Oil Pvt Ltd              | Subsidiary                            |
| 3.     | Sigma HTS LLP                | Step down subsidiary                  |

5. Based on my review conducted and procedures performed as stated in paragraph 3 above and based on the consideration of the review reports of the auditors referred to in paragraph 7 below, nothing has come to our attention that causes us to believe that the accompanying Statement, prepared in accordance with the recognition and measurement principles laid down in the aforesaid Indian Accounting Standard and other accounting principles generally accepted in India, has not disclosed the information required to be disclosed in terms of Regulation 33 of the SEBI (Listing Obligations and Disclosure Requirements) Regulations, 2015, as amended, including the manner in which it is to be disclosed, or that it contains any material misstatement.
6. Our conclusion is not modified in respect of this matter.
7. We did not review the interim financial results of a subsidiary included in the consolidated unaudited financial results, whose interim financial results reflects total revenues of Rs. 1766.10 lakhs from SRP Oil Pvt Ltd, Rs. 344.75 Lakhs from Precision Automotive Private Limited & Rs. 3063.33 Lakhs from SIGMA HTS LLP and total comprehensive profit/loss after tax of Rs. 479.40 lakhs from SRP Oil Pvt Ltd, Rs. 196.53 Lakhs from Precision Automotive Private Limited & Rs. 181.27 lakhs respectively as considered in the consolidated unaudited financial results. These interim financial results have been reviewed by other auditor whose report have been furnished to us by the Management and our conclusion on the Statement, in so far as it relates to the amounts and disclosures included in respect of that subsidiary, is based solely on the report of other auditor and the procedures performed by us as stated in paragraph 3 above.

Our conclusion is not qualified in respect of these matters.

Date: 14.02.2020  
Place: Jamshedpur

For M/s. Prasad Kumar & Co.  
Chartered Accountants  
  
Rajesh Prasad  
Partner  
Membership No. 075409  
Firm Registration No. 008816C

# RSD FINANCE Limited

CIN : L17222JH1963PLC013316


Email:rsdfinance.ltd@gmail.com  
Web: www.rsdfinancelimited.com

## Statement of Unaudited Consolidated Financial Results for the Quarter and Nine Months ended 31st December, 2019

(Rs. In Lakh except per share details)

| Sl. No.     | Particulars  | Quarter Ended                |                              |                              | Nine Months Ended            |                              |
|-------------|--|------------------------------|------------------------------|------------------------------|------------------------------|------------------------------|
|             |  | 31/12/2019<br>(Un - Audited) | 30/09/2019<br>(Un - Audited) | 31/12/2018<br>(Un - Audited) | 31/12/2019<br>(Un - Audited) | 31/12/2018<br>(Un - Audited) |
| <b>I</b>    | <b>Income from Operations</b>  |                              |                              |                              |                              |                              |
|             | Interest Income  | 138.17                       | 128.02                       | 102.66                       | 367.04                       | 343.67                       |
|             | Dividend Income  | 59.12                        | 6.73                         | 54.57                        | 85.57                        | 84.18                        |
|             | Rental Income  | -                            | -                            | -                            | -                            | -                            |
|             | Fees and commission Income   | -                            | -                            | -                            | -                            | -                            |
|             | Net gain on fair value changes   | (7.76)                       | 13.36                        | 21.86                        | (57.70)                      | (199.54)                     |
|             | Net gain on derecognition of financial instruments under amortised cost category | -                            | -                            | -                            | -                            | -                            |
|             | Sale of products (including Excise Duty)   | -                            | -                            | -                            | -                            | -                            |
|             | Sale of services   | 1,634.01                     | 1,470.25                     | 1,172.33                     | 4,487.88                     | 3,453.86                     |
|             | Other revenue from operations  | -                            | -                            | -                            | -                            | -                            |
|             | <b>Total revenue from operations</b>   | <b>1,823.54</b>              | <b>1,618.36</b>              | <b>1,351.42</b>              | <b>4,882.79</b>              | <b>3,682.17</b>              |
| <b>II</b>   | <b>Other Income</b>  | <b>101.66</b>                | <b>296.45</b>                | <b>273.74</b>                | <b>505.68</b>                | <b>601.04</b>                |
| <b>III</b>  | <b>Total income (I+II)</b>   | <b>1,925.20</b>              | <b>1,914.81</b>              | <b>1,625.16</b>              | <b>5,388.47</b>              | <b>4,283.21</b>              |
| <b>IV</b>   | <b>Expenses</b>  |                              |                              |                              |                              |                              |
|             | Cost of materials consumed   | 859.51                       | 799.95                       | 552.93                       | 2,387.35                     | 1,461.01                     |
|             | Purchases of stock-in-trade  | -                            | -                            | -                            | -                            | -                            |
|             | Changes in inventories of finished goods, WIP and stock-in-trade                 | -                            | -                            | -                            | -                            | -                            |
|             | Employee benefits expense  | 141.07                       | 120.82                       | 104.44                       | 377.19                       | 300.95                       |
|             | Finance costs  | 47.49                        | 36.25                        | 43.75                        | 122.29                       | 129.52                       |
|             | Depreciation and amortisation expense  | 145.71                       | 141.76                       | 158.83                       | 427.86                       | 474.79                       |
|             | Fees and commission expense  | -                            | -                            | -                            | -                            | -                            |
|             | Net loss on fair value changes   | -                            | -                            | -                            | -                            | -                            |
|             | Net loss on derecognition of financial instruments under amortised cost category | -                            | -                            | -                            | -                            | -                            |
|             | Impairment on financial instruments  | -                            | -                            | -                            | -                            | -                            |
|             | Provision  | -                            | -                            | (66.18)                      | -                            | (66.18)                      |
|             | Other expenses   | 333.17                       | 365.72                       | 363.79                       | 988.09                       | 1,088.97                     |
|             | <b>Total expenses</b>  | <b>1,526.95</b>              | <b>1,464.50</b>              | <b>1,157.56</b>              | <b>4,302.78</b>              | <b>3,389.06</b>              |
| <b>V</b>    | <b>Profit / (Loss) before exceptional and tax (III-IV)</b>                       | <b>398.25</b>                | <b>450.31</b>                | <b>467.60</b>                | <b>1,085.69</b>              | <b>894.15</b>                |
| <b>VI</b>   | <b>Exceptional items</b>   | -                            | -                            | 164.55                       | -                            | 416.28                       |
| <b>VII</b>  | <b>Profit / (Loss) before tax (V + VI)</b>                                       | <b>398.25</b>                | <b>450.31</b>                | <b>632.15</b>                | <b>1,085.69</b>              | <b>1,310.43</b>              |
| <b>VIII</b> | <b>Tax expense</b>   |                              |                              |                              |                              |                              |
|             | a) Current Tax   | 83.00                        | 57.79                        | 112.81                       | 218.75                       | 309.37                       |
|             | b) Deferred Tax  | (2.53)                       | 4.70                         | 5.78                         | (10.12)                      | (51.84)                      |
|             | <b>Total Tax Expenses</b>  | <b>80.47</b>                 | <b>62.49</b>                 | <b>118.59</b>                | <b>208.63</b>                | <b>257.53</b>                |
| <b>IX</b>   | <b>Net Profit/ (Loss) for the period (VII - VIII)</b>                            | <b>317.78</b>                | <b>387.82</b>                | <b>513.56</b>                | <b>877.06</b>                | <b>1,052.90</b>              |
| <b>X</b>    | <b>Other Comprehensive Income</b>  |                              |                              |                              |                              |                              |
|             | Items that will not be classified to profit or loss                              |                              |                              |                              |                              |                              |
|             | (i) Items that will not be classified to profit or loss                          | 37.13                        | 13.22                        | 12.07                        | 5.33                         | (83.00)                      |
|             | (ii) Income tax relating to items that will not be classified to profit or loss  | 9.09                         | 4.37                         | 2.36                         | 4.43                         | (16.90)                      |
|             | (iii) Items that will be classified to profit or loss                            | -                            | -                            | -                            | -                            | -                            |
|             | (ii) Income tax relating to items that will be classified to profit or loss      | -                            | -                            | -                            | -                            | -                            |
|             | Total other comprehensive income for the year (net of tax) (i - ii)              | 28.04                        | 8.85                         | 9.71                         | 0.90                         | (66.10)                      |
| <b>XI</b>   | <b>Total comprehensive income for the period</b>                                 | <b>345.82</b>                | <b>396.67</b>                | <b>523.27</b>                | <b>877.96</b>                | <b>986.80</b>                |
| <b>XII</b>  | <b>Profit for the period attributable to</b>                                     |                              |                              |                              |                              |                              |
|             | Owners of the Company  | 209.99                       | 279.07                       | 467.37                       | 602.51                       | 915.13                       |
|             | Non-Controlling Interest   | 107.80                       | 108.75                       | 46.19                        | 274.55                       | 137.77                       |
| <b>XIII</b> | <b>Other Comprehensive Income attributable to</b>                                |                              |                              |                              |                              |                              |
|             | Owners of the Company  | 21.13                        | 1.05                         | 10.31                        | (14.92)                      | (66.98)                      |
|             | Non-Controlling Interest   | 6.91                         | 7.80                         | (0.60)                       | 15.82                        | 0.88                         |
| <b>XIV</b>  | <b>Total Comprehensive Income attributable to</b>                                |                              |                              |                              |                              |                              |
|             | Owners of the Company  | 231.11                       | 280.12                       | 477.68                       | 587.59                       | 848.15                       |
|             | Non-Controlling Interest   | 114.71                       | 116.55                       | 45.59                        | 290.37                       | 138.65                       |
| <b>XV</b>   | <b>Paid-up Equity Share Capital(Face Value of Rs. 10 per share)</b>              | <b>647.32</b>                | <b>647.32</b>                | <b>647.32</b>                | <b>647.32</b>                | <b>647.32</b>                |
| <b>XVI</b>  | <b>Earnings per share :(in Rs.)</b>  |                              |                              |                              |                              |                              |
|             | (a) Basic  | 3.57                         | 4.33                         | 7.38                         | 9.08                         | 13.10                        |
|             | (b) Diluted  | 3.57                         | 4.33                         | 7.38                         | 9.08                         | 13.10                        |

See accompanying notes to the standalone financial results



For and on behalf of the Board

Rajeev Singh Dugal  
Managing Director  
DIN - 00052037

Date: 14.02.2020  
Place: Jamshedpur

REGISTERED & ADMINISTRATIVE OFFICE

Holding No. 4, The Hotel Alcor, Ramdas Bhatta, Bistupur, Jamshedpur, Purbi Singhbhum, Jharkhand - 831 001.  
Ph. : 0657-6620001, 7280009199 .



# RSD FINANCE LIMITED

CIN : L17222JH1963PLC013316

Email:rsdfinance.ltd@gmail.com  
Web: www.rsdfinancelimited.com

Consolidated Segment wise Revenue, Result & Capital Employed for the Quarter & Nine Months ended 31st December, 2019

(Rs. In Lakh)

| Sl. No. | Particulars  | Quarter Ended              |                            |                            | Nine Months Ended          |                            |
|---------|--|----------------------------|----------------------------|----------------------------|----------------------------|----------------------------|
|         |  | Consolidated<br>31/12/2019 | Consolidated<br>30/09/2019 | Consolidated<br>31/12/2018 | Consolidated<br>31/12/2019 | Consolidated<br>31/12/2018 |
|         |  | (Un-Audited)               | (Un-Audited)               | (Un-Audited)               | (Un-Audited)               | (Un-Audited)               |
| 1       | <b>Segment Revenue</b>   |                            |                            |                            |                            |                            |
|         | (a) Investment & Finance related activities                              | 183.57                     | 225.25                     | 355.51                     | 515.77                     | 621.21                     |
|         | (b) Job work & Manufacturing activities                                  | 11.11                      | 11.37                      | 10.04                      | 45.72                      | 95.02                      |
|         | (c) Hotel business related activities                                    | 699.61                     | 489.39                     | 569.11                     | 1,766.10                   | 1,498.48                   |
|         | (d) Heat Treatment Activity  | 1,032.45                   | 1,189.44                   | 691.25                     | 3,063.33                   | 2,069.99                   |
|         | <b>Total</b>   | <b>1,926.74</b>            | <b>1,915.45</b>            | <b>1,625.91</b>            | <b>5,390.92</b>            | <b>4,284.70</b>            |
|         | Less: Inter segment Revenue  | 1.54                       | 0.64                       | 0.75                       | 2.45                       | 1.49                       |
|         | <b>Net Sale/ Income from operations</b>                                  | <b>1,925.20</b>            | <b>1,914.81</b>            | <b>1,625.16</b>            | <b>5,388.47</b>            | <b>4,283.21</b>            |
| 2       | <b>Segment Results (Profit) (+) / (-) Loss before tax &amp; Interest</b> |                            |                            |                            |                            |                            |
|         | (a) Investment & Finance related activities                              | 118.93                     | 141.18                     | 357.00                     | 318.90                     | 526.00                     |
|         | (b) Job work & Manufacturing activities                                  | 1.73                       | 0.68                       | 5.86                       | 8.86                       | 18.13                      |
|         | (c) Hotel business related activities                                    | 282.01                     | 130.15                     | 166.26                     | 606.13                     | 440.38                     |
|         | (d) Heat Treatment Activity  | 43.07                      | 214.55                     | (17.77)                    | 274.09                     | 39.16                      |
|         | <b>Total</b>   | <b>445.74</b>              | <b>486.56</b>              | <b>511.35</b>              | <b>1,207.98</b>            | <b>1,023.67</b>            |
|         | Less: Interest   | 47.49                      | 36.25                      | 43.75                      | 122.29                     | 129.52                     |
|         | <b>Total Profit before Tax</b>   | <b>398.25</b>              | <b>450.31</b>              | <b>467.60</b>              | <b>1,085.69</b>            | <b>894.15</b>              |
| 3       | <b>Segment Assets (Including Goodwill)</b>                               |                            |                            |                            |                            |                            |
|         | (a) Investment & Finance related activities                              | 11,481.18                  | 10,958.33                  | 10,749.82                  | 11,481.18                  | 10,749.82                  |
|         | (b) Job work & Manufacturing activities                                  | 165.06                     | 164.45                     | 178.90                     | 165.06                     | 178.90                     |
|         | (c) Hotel business related activities                                    | 4,916.12                   | 4,761.95                   | 4,365.69                   | 4,916.12                   | 4,365.69                   |
|         | (d) Heat Treatment Activity  | 3,680.72                   | 3,581.13                   | 3,297.57                   | 3,680.72                   | 3,297.57                   |
|         | (e) Unallocable  |                            |                            |                            |                            |                            |
|         | <b>Total Segment Assets</b>  | <b>20,243.08</b>           | <b>19,465.86</b>           | <b>18,591.98</b>           | <b>20,243.08</b>           | <b>18,591.98</b>           |
|         | Less: Intersegment Elimination   | 0.33                       | 0.91                       | 0.28                       | 0.33                       | 0.28                       |
|         | Add: Unallocated Corporate Assets  | -                          | -                          | -                          | -                          | -                          |
|         | <b>Total Assets</b>  | <b>20,242.75</b>           | <b>19,464.95</b>           | <b>18,591.70</b>           | <b>20,242.75</b>           | <b>18,591.70</b>           |
| 4       | <b>Segment Liabilities</b>   |                            |                            |                            |                            |                            |
|         | (a) Investment & Finance related activities                              | 1,362.70                   | 889.12                     | 827.64                     | 1,362.70                   | 827.64                     |
|         | (b) Job work & Manufacturing activities                                  | 97.06                      | 100.13                     | 112.99                     | 97.06                      | 112.99                     |
|         | (c) Hotel business related activities                                    | 631.18                     | 708.38                     | 615.29                     | 631.18                     | 615.29                     |
|         | (d) Heat Treatment Activity  | 1,597.74                   | 1,560.18                   | 1,466.21                   | 1,597.74                   | 1,466.21                   |
|         | (e) Unallocable  |                            |                            |                            |                            |                            |
|         | <b>Total Segment Liabilities</b>   | <b>3,688.68</b>            | <b>3,257.81</b>            | <b>3,022.13</b>            | <b>3,688.68</b>            | <b>3,022.13</b>            |
|         | Less: Intersegment Elimination   | 0.33                       | 0.91                       | 0.28                       | 0.33                       | 0.28                       |
|         | Add: Unallocated Corporate Liabilities                                   | -                          | -                          | -                          | -                          | -                          |
|         | <b>Total Liabilities</b>   | <b>3,688.35</b>            | <b>3,256.90</b>            | <b>3,021.85</b>            | <b>3,688.35</b>            | <b>3,021.85</b>            |



Date: 14.02.2020

Place: Jamshedpur



For and on behalf of the Board

Rajeev Singh Dugal

Managing Director

DIN - 00052037

REGISTERED & ADMINISTRATIVE OFFICE

Holding No. 4, The Hotel Alcor, Ramdas Bhatta, Bistupur, Jamshedpur, Purbi Singhbhum, Jharkhand - 831 001.  
Ph. : 0657-6620001, 7280009199 .

# RSD Finance Limited

CIN : L17222JH1963PLC013316

Email:rsdfinance.ltd@gmail.com  
Web: www.rsdfinancelimited.com


## NOTES:-

- 1 The Company has adopted Indian Accounting Standards (Ind-AS) notified under Section 133 of the Companies Act, 2013 ('the Act') read with the Companies (Indian Accounting Standards) Rules, 2015 as amended till date, from 1st April 2019, with the transition date of 1st April 2018. Such transaction has been carried out from the erstwhile Accounting Standards notified under the Act, read with the relevant rules issued thereunder and guidelines issued by the Reserve Bank of India ('RBI') (collectively referred to as 'the previous GAAP')
- 2 The above unaudited consolidated financial results for the Quarter & Nine Months ended December 31, 2019 have been reviewed by Audit committee and on its recommendation have been approved by the Board of Directors at its meeting held on 14.02.2020. The Statutory Auditors of the Company has conducted a limited review of the consolidated financial results for the Quarter & Nine Months ended December 31, 2019.
- 3 The unaudited consolidated financial results for the Quarter & Nine Months ended December 31, 2018 ('corresponding quarter') have been restated to comply with IND-AS to make them comparable. The results for the corresponding quarter have not been subjected to limited review. However, management has exercised necessary due diligence to ensure that the unaudited consolidated financial results for the corresponding quarter provide a true and fair view of Company's affairs.
- 4 As permitted under circular no CIR/CFD/FAC/62/2016 dated July 05, 2016 issued by the Securities Exchange Board of India, (SEBI), the company has opted to avail exemption from submission of IND-AS compliant financial results and accompanying statements for the previous year ended March 31, 2019.
- 5 Pursuant to the resolution passed by the shareholders of the Company in the Extra-ordinary general meeting held on 16.01.2020, the company has sub-divided 1 (one) equity share of face value of Rs. 10 each, fully paid up into 2 (two) equity shares of face value of Rs. 5 each, fully paid up effective from February 12, 2020 as the record date. Consequent to the sub-division of equity shares, 64,73,240 equity shares of face value of Rs. 10 each has been sub-divided into 1,29,46,480 equity shares of face value of Rs. 5 each. As the sub-division has will given effect to after the record date which is subsequent to the Balance Sheet date, the same is not reflected in the financial statements for the quarter ended December 31, 2019.
- 6 Previous periods figures have been regrouped /rearranged / reworked wherever necessary.

Reconciliation of Net Profit as reported under erstwhile Indian GAAP and Ind AS is given below:

| Particulars   | Refer Note-3                             |  |
|---|--|--|
|   | 31-Dec-18                                | 31-Dec-18                                    |
|   | Quarter Ended<br>Amount<br>(in Rs. Lakh) | Nine Months Ended<br>Amount<br>(in Rs. Lakh) |
| Net profit/ loss for the Quarter Ended 31 Dec 2018 as per previous GAAP                   | 498.14                                   | 1,203.55                                     |
| Adjustment increasing / (decreasing) net profit after tax as reported under Previous GAAP |  |  |
| Measurement of Financial Assets at Fair Market Value                                      | 21.86                                    | (199.54)                                     |
| Tax Impact on above   | 6.44                                     | (48.89)                                      |
| Net profit/loss as per Ind AS   | 513.56                                   | 1,052.90                                     |
| Other comprehensive income (net of income tax)  | 9.71                                     | (66.10)                                      |
| Total Comprehensive income for the period as per Ind AS                                   | 523.27                                   | 986.80                                       |

Place : Jamshedpur  
Date : 14.02.2020



For and on behalf of the Board of Directors



Rajeev Singh Dugal  
Managing Director  
DIN: 00052037

REGISTERED & ADMINISTRATIVE OFFICE

Holding No. 4, The Hotel Alcor, Ramdas Bhatta, Bistupur, Jamshedpur, Purbi Singhbhum, Jharkhand - 831 001.  
Ph. : 0657-6620001, 7280009199 .