



Auditor's Report On Quarterly Consolidated Financial Results and Consolidated Year to Date Results of the Company Pursuant to the Regulation 33 of the SEBI (Listing Obligations and Disclosure Requirements) Regulations, 2015

Board of Directors of RSD Finance Ltd.

We have audited the quarterly consolidated financial results of RSD Finance Ltd. for the quarter ended 31st March, 2016 and the consolidated year to date results for the period 1st April, 2015 to 31st March, 2016, attached herewith, being submitted by the company pursuant to the requirement of Regulation 33 of the SEBI (Listing Obligations and Disclosure Requirements) Regulations, 2015. These consolidated quarterly financial results as well as the consolidated year to date financial results have been prepared from consolidated interim financial statements, which are the responsibility of the company's management. Our responsibility is to express an opinion on these consolidated financial results based on our audit of such consolidated interim financial statements, which have been prepared in accordance with the recognition and measurement principles laid down in Accounting Standard for Interim Financial Reporting (AS 25/Ind AS 34), mandated under Section 133 of the Companies Act, 2013 read with relevant rules issued thereunder or by the Institute of Chartered Accountants of India, as applicable and other accounting principles generally accepted in India.

We conducted our audit in accordance with the auditing standards generally accepted in India. Those standards require that we plan and perform the audit to obtain reasonable assurance about whether the financial results are free of material misstatement(s). An audit includes examining, on a test basis, evidence supporting the amounts disclosed as financial results. An audit also includes assessing the accounting principles used and significant estimates made by management. We believe that our audit provides a reasonable basis for our opinion.

In our opinion and to the best of our information and according to the explanations given to us these consolidated quarterly financial results as well as the consolidated year to date results:

- (i) include the quarterly financial results and year to date of the following entities
 - (a) SRP OIL Private Limited.
 - (b) Precision Automotive Private Limited.
- (ii) have been presented in accordance with the requirements of Regulation 33 of the SEBI (Listing Obligations and Disclosure Requirements) Regulations, 2015 in this regard; and
- (iii) give a true and fair view of the consolidated net profit and other financial information for the quarter ended 31st March, 2016 as well as the consolidated year to date results for the period from 1st April, 2015 to 31st March, 2016

For **MANISHA GUPTA & ASSOCIATES**
(FRN: 017879C)

Manisha Gupta

MANISHA GUPTA
Proprietor
(Mem. No. 066230)



Date: 30th day of May, 2016
Place: Jamshedpur

RSD FINANCE LIMITED

CIN : L17222WB1963PLC025749

Email:rsdfinance.ltd@gmail.com
Web: www.rsdfinancelimited.com

Statement of Audited Consolidated Results for the Quarter & Financial Year ended 31.03.2016

(Rs. In Lakhs)

PART I	Particulars	Quarter Ended			Year Ended	
		Consolidated 31/03/2016 (UnAudited)	Consolidated 31/12/2015 (UnAudited)	Consolidated 31/03/2015 (UnAudited)	Consolidated 31/03/2016 (Audited)	Consolidated 31/03/2015 (Audited)
1	Income from operations					
	(a) Net Sales/ Income from Operations	713.28	668.26	586.43	2,823.59	2,018.21
	(b) Other Operating Income	399.53	230.80	153.26	1,181.15	765.38
	Total income from operations (net)	1,112.81	899.06	739.69	4,004.74	2,783.59
2	Expenses					
	Increase/decrease in stock in trade & WIP					
	(a) Cost of materials consumed	387.52	356.46	488.35	1,508.91	1,710.77
	(b) Purchases of stock in trade	-	-	-	-	-
	(c) Changes in inventories of finished goods, work-in-progress and stock-in-trade	-	-	26.67	-	52.46
	(d) Employee benefits expense	116.02	88.82	33.99	377.56	118.21
	(e) Depreciation and amortisation expense	84.65	75.58	20.04	320.93	53.33
	(f) Other expenses	265.01	258.11	168.56	924.66	425.44
	Total expenses	853.20	778.97	737.61	3,132.06	2,360.21
3	Profit / (Loss) from operations before other income, finance costs and exceptional items(1-2)	259.61	120.09	2.08	872.67	423.38
4	Other income	179.29	199.40	187.32	608.32	256.55
5	Profit / (Loss) from ordinary activities before finance costs and exceptional items (3+4)	438.90	319.49	189.40	1,480.99	679.93
6	Finance costs	27.66	29.03	14.50	120.75	30.20
7	Profit / (Loss) from ordinary activities after finance costs but before exceptional items (5-6)	411.24	290.46	174.90	1,360.24	649.73
8	Exceptional items	-	-	-23.25	-	-
9	Profit / (Loss) from ordinary activities before tax (7+8)	411.24	290.46	151.65	1,360.24	649.73
10	Tax expense	122.18	66.93	127.30	304.71	127.30
11	Net Profit / (Loss) from ordinary activities after tax (9 - 10)	289.06	223.53	24.35	1,055.54	522.43
12	Extraordinary items (net of tax expense)	-	-	-	-	-
13	Net Profit / (Loss) for the period (11 + 12)	289.06	223.53	24.35	1,055.54	522.43
14	Share of Profit / (Loss) of Associates	-	-	-	-	-
15	Minority Interest	(26.47)	(19.86)	-	(58.75)	-
16	Net Profit / (Loss) for the period (13 + 14 + 15)	262.59	203.67	24.35	996.79	522.43
17	Paid-up equity share capital	647.32	647.32	647.32	647.32	647.32
	Face Value of the Share (in Rs.)	10/-	10/-	10/-	10/-	10/-
18	Reserve excluding Revaluation Reserves as per balance sheet of previous accounting year.	-	-	-	12,070.55	8,472.47
19.i	Earnings per share (before extraordinary items)(not annualised): (in Rs.)					
	(a) Basic	4.06	3.15	0.38	15.40	8.07
	(b) Diluted	4.06	3.15	0.38	15.40	8.07
19.ii	Earnings per share (after extraordinary items)(not annualised):(in Rs.)					
	(a) Basic	4.06	3.15	0.38	15.40	8.07
	(b) Diluted	4.06	3.15	0.38	15.40	8.07

NOTE: RSD Finance Limited has acquired 52.55% Share Capital of M/s S R P OIL PVT LTD & became its holding on 2nd Quarter of F.Y. 2015-16

NOTES:-

- * The above financial results have been reviewed by Audit committee and subsequently approved by the Board of Directors at its meeting held on 30.05.2016
- * The Company is listed with the Bombay Stock Exchange & Calcutta Stock Exchange.
- * There are no investors grievances pending during the quarter ended 31st March 2016
- * Previous periods figures have been regrouped /rearranged / reworked wherever necessary.
- * Detailed Results are available at company's website www.rsdfinancelimited.com.
- * Figures of Quarter ended March 2016 are the balancing figures between audited figures of the company in respect of full financial year & the published unaudited year to date figure upto 9 months ended Dec 31st 2015
- * Pursuant to the Regulation 33 of the Listing Agreement, the company has opted to publish only the consolidated financial result.

Dated: 30.05.2016
Place: Jamshedpur



For and on behalf of the Board

(Signature)
Rajeev Singh Dugal
Managing Director
DIN-00052037

ADMN. OFF. : C/o Alcor Hotel, Holding No. 4, Opp. Indian Petrol Pump, Ramdas Bhatta, Bistupur, Jamshedpur - 831 001.
Phone : 0657-6515324, 6620001 Extn. 60 / 47
REGD. OFF. : 224, A.J.C. Bose Road, Krishna Building, 9th Floor, Room No. 902, Kolkata - 700 017, Ph.: 033-6900 0200

RSD FINANCE LIMITED

CIN : L17222WB1963PLC025749

Email: rsdfinance.ltd@gmail.com
Web: www.rsdfinancelimited.com

Reporting of Segment wise Revenue, Result & Capital Employed for the Quarter & Financial Year ended 31.03.2016

(Rs. In Lakhs)

PART I	Particulars	Quarter Ended			Year to date	
		Consolidated 31/03/2016 (UnAudited)	Consolidated 31/12/2015 (UnAudited)	Consolidated 31/03/2015 (UnAudited)	Consolidated 31/03/2016 (Audited)	Consolidated 31/03/2015 (Audited)
1	Segment Revenue					
	a) Investment & Finance Related Activities	514.37	327.55	340.57	1,578.85	1,021.93
	b) Job Work & Manufacturing Activities	396.02	363.93	586.44	1,533.56	2,018.21
	c) Hotel Business Related Activities	406.53	406.98	-	1,525.48	-
	Total	1,316.92	1,098.46	927.01	4,637.89	3,040.14
	Less: Inter Segment Revenue	24.83			24.83	-
	Net Sale / Income From Operations	1,292.09	1,098.46	927.01	4,613.06	3,040.14
2	Segment Results (Profit (+))/Loss (-) before tax & Interest					
	a) Investment & Finance Related Activities	382.26	295.28	157.87	1,301.56	705.55
	b) Job Work & Manufacturing Activities	(14.65)	(37.45)	8.30	(61.85)	(25.62)
	c) Hotel Business Related Activities	71.28	61.66	-	241.26	-
	Total	438.89	319.49	166.17	1,480.98	679.93
	Less : Interest	27.66	29.03	14.50	120.75	30.20
	Total Profit Before Tax	411.23	290.46	151.67	1,360.23	649.73
3	Capital Employed					
	(Segment Assets - Segment Liabilities)					
	a) Investment & Finance Related Activities	10,156.12	10,156.12	9,572.61	10,156.12	9,572.61
	b) Job Work & Manufacturing Activities	451.53	451.53	150.64	451.53	150.64
	c) Hotel Business Related Activities	2,965.01	2,965.01	-	2,965.01	-
	d) Unallocable	34.07	34.07	52.27	34.07	52.27
	Total	13,606.73	13,606.73	9,775.53	13,606.73	9,775.53

#Note: SRP OIL PVT LTD Become the Subsidiary of RSD Finance LTD on 2nd Quarter of FY 2015-16

Dated: 30.05.2016
Place: Jamshedpur



For and on behalf of the Board

Rajeev Singh Dugal
Managing Director
DIN-00052037

ADMN. OFF. : C/o Alcor Hotel, Holding No. 4, Opp. Indian Petrol Pump, Ramdas Bhatta, Bistupur, Jamshedpur - 831 001.
Phone : 0657-6515324, 6620001 Extn. 60 / 47
REGD. OFF. : 224, A.J.C. Bose Road, Krishna Building, 9th Floor, Room No. 902, Kolkata - 700 017, Ph.: 033-6900 0200

Consolidated Statement of Assets & Liabilities

(Amt. in Rupees)

Particulars	As at	As at
	31st Mar, 2016	31st March, 2015
	Audited	Audited
I. EQUITY AND LIABILITIES		
(1) Shareholder's Funds		
(a) Share Capital	64,732,400	64,732,400
(b) Reserves and Surplus	1,066,365,771	844,710,247
(2) Minority Interest	140,689,583	-
(3) Non-Current Liabilities		
(a) Long-Term Borrowings	136,032,505	106,488,039
(4) Current Liabilities		
(a) Short Term Borrowings	97,342,453	12,194,631
(b) Trade Payables	20,835,261	20,477,413
(c) Other Current Liabilities	51,184,873	21,464,684
(d) Short-Term Provisions	35,706,650	20,981,737
TOTAL	1,612,889,496	1,091,049,151
II. ASSETS		
(1) Non-Current Assets		
(a) Fixed Assets		
(i) Tangible Assets	286,311,105	30,169,692
(ii) Capital WIP	-	233,710
(iii) Intangible Assets	372,276	539,682
(b) Non-Current Investments	800,874,015	723,224,500
(c) Deferred Tax Assets (Net)	(1,261,657)	4,900,746
(d) Long-Term Loans and Advances	133,957,093	7,274,987
(2) Current Assets		
(a) Current Investment	260,911,645	266,293,400
(b) Inventories	16,097,352	12,354,484
(c) Trade Receivables	9,929,874	8,294,833
(d) Cash and Cash Equivalents	61,807,482	9,233,041
(e) Short-Term Loans and Advances	43,890,311	28,530,076
TOTAL	1,612,889,496	1,091,049,151











For RSD FINANCE LTD.

Managing Director.

FORM A

Pursuant to regulation 33 (3)(d) of the SEBI (listing obligations and disclosure requirements) Regulations, 2015

1.	Name of the company	RSD FINANCE LTD.
2.	Annual financial statements for the year ended	Annual Consolidated Financial Statement for the year ended 31 st March, 2016
3.	Type of audit observation	Un Modified
4.	Frequency of observation	Not Applicable
5.	To be signed by-	<div style="display: flex; flex-direction: column; align-items: flex-start;"> <div style="display: flex; align-items: center; margin-bottom: 20px;"> <ul style="list-style-type: none"> • CEO/Managing Director <div style="text-align: center;">  (Mr. Rajeev Singh Dugal)  </div> </div> <div style="display: flex; align-items: center; margin-bottom: 20px;"> <ul style="list-style-type: none"> • CFO <div style="text-align: center;">  (Mr. Rechan Chhabra)  </div> </div> <div style="display: flex; align-items: center; margin-bottom: 20px;"> <ul style="list-style-type: none"> • Auditor of the company <div style="text-align: center;">  (Mrs. Manisha Gupta)  </div> </div> <div style="display: flex; align-items: center;"> <ul style="list-style-type: none"> • Audit Committee Chairman <div style="text-align: center;">  (Mr. Sushil Kumar Khowala)  </div> </div> </div>



Auditor's Report On Quarterly Financial Results and Year to Date Results of the Company Pursuant to the Regulation 33 of the SEBI (Listing Obligations and Disclosure Requirements) Regulations, 2015

To

Board of Directors of RSD Finance Ltd.


We have audited the quarterly financial results of RSD Finance Ltd. for the quarter ended 31st March, 2016 and the year to date results for the period 1st April, 2015 to 31st March, 2016 attached herewith, being submitted by the company pursuant to the requirement of Regulation 33 of the SEBI (Listing Obligations and Disclosure Requirements) Regulations, 2015. These quarterly financial results as well as the year to date financial results have been prepared on the basis of the interim financial statements, which are the responsibility of the company's management. Our responsibility is to express an opinion on these financial results based on our audit of such interim financial statements, which have been prepared in accordance with the recognition and measurement principles laid down in Accounting Standard for Interim Financial Reporting (AS 25 / Ind AS 34), prescribed, under Section 133 of the Companies Act, 2013 read with relevant rules issued thereunder; or by the Institute of Chartered Accountants of India, as applicable and other accounting principles generally accepted in India.

We conducted our audit in accordance with the auditing standards generally accepted in India. Those standards require that we plan and perform the audit to obtain reasonable assurance about whether the financial results are free of material misstatement(s). An audit includes examining, on a test basis, evidence supporting the amounts disclosed as financial results. An audit also includes assessing the accounting principles used and significant estimates made by management. We believe that our audit provides a reasonable basis for our opinion.

In our opinion and to the best of our information and according to the explanations given to us these quarterly financial results as well as the year to date results:

- (i) are presented in accordance with the requirements of Regulation 33 of the SEBI (Listing Obligations and Disclosure Requirements) Regulations, 2015 in this regard; and
- (ii) give a true and fair view of the net profit and other financial information for the quarter ended 31st March, 2016 as well as the year to date results for the period from 1st April, 2015 to 31st March, 2016

For MANISHA GUPTA & ASSOCIATES
(FRN: 017879C)


MANISHA GUPTA
Proprietor
(Mem. No. 066230)



Date: 30th day of May, 2016
Place: Jamshedpur

RSD FINANCE Limited

CIN : L17222WB1963PLC025749

Email: rsdfinance.ltd@gmail.com
Web: www.rsdfinancelimited.com

Statement of Audited Standalone Results for the Quarter & Financial Year ended 31.03.2016

PART I	Particulars	Quarter Ended			Year to date	
		Standalone	Standalone	Standalone	Standalone	Standalone
		31/03/2016 (UnAudited)	31/12/2015 (UnAudited)	31/03/2015 (UnAudited)	31/03/2016 (Audited)	31/03/2015 (Audited)
1	Income from operations					
	(a) Net Sales/ Income from Operations	19.23	20.02	14.64	76.43	55.99
	(b) Other Operating Income	152.22	8.71	66.10	299.17	181.75
	Total income from operations (net)	171.46	28.73	80.74	375.60	237.74
2	Expenses					
	Increase/decrease in stock in trade & WIP					
	(a) Cost of materials consumed	7.20	5.70	3.91	25.36	12.87
	(b) Purchases of stock-in-trade	-	-	-	-	-
	(c) Changes in inventories of finished goods, work-in-progress and stock-in-trade	-	-	-	-	-
	(d) Employee benefits expense	16.00	13.93	14.65	57.20	54.77
	(e) Depreciation and amortisation expense	3.15	3.07	10.22	12.34	21.46
	(f) Job Work Charges	5.71	4.27	4.11	18.51	13.34
	(g) Power & Fuel	4.64	4.91	4.86	19.31	16.78
	(h) Management Fees	18.28	2.35	7.86	25.33	12.12
	(i) Listing Fees & Charges	32.85	-	-	32.85	-
	(j) Other expenses	7.07	26.00	10.83	57.52	48.43
	Total expenses	94.89	60.23	56.44	248.42	179.77
3	Profit / (Loss) from operations before other income, finance costs and exceptional items(1-2)	76.57	(31.50)	24.30	127.18	57.97
4	Other income	38.59	132.84	7.75	203.35	199.09
5	Profit / (Loss) from ordinary activities before finance costs and exceptional items (3+4)	115.16	101.34	32.05	330.53	257.06
6	Finance costs	12.12	9.46	12.33	41.53	19.91
7	Profit / (Loss) from ordinary activities after finance costs but before exceptional items (5-6)	103.04	91.88	19.72	289.00	237.15
8	Exceptional items	-	-	-	-	-
9	Profit / (Loss) from ordinary activities before tax (7+8)	103.04	91.88	19.72	289.00	237.15
10	Tax expense	20.18	7.59	-	28.67	23.86
11	Net Profit / (Loss) from ordinary activities after tax (9 - 10)	82.86	84.29	19.72	260.33	213.29
12	Extraordinary items (net of tax expense)	-	-	-	-	-
13	Net Profit / (Loss) for the period (11 + 12)	82.86	84.29	19.72	260.33	213.29
14	Share of Profit / (Loss) of Associates	-	-	-	-	-
15	Minority Interest	-	-	-	-	-
16	Net Profit / (Loss) for the period (13 + 14 + 15)	82.86	84.29	19.72	260.33	213.29
17	Paid-up equity share capital	647.32	647.32	647.32	647.32	647.32
	Face Value of the Share (in Rs.)	10/-	10/-	10/-	10/-	10/-
18	Reserve excluding Revaluation Reserves as per balance sheet of previous accounting year.				3,002.50	2,739.60
19.i	Earnings per share (before extraordinary items)(not annualised): (in Rs.)					
	(a) Basic	1.28	1.30	0.30	4.02	3.29
	(b) Diluted	1.28	1.30	0.30	4.02	3.29
19.ii	Earnings per share (after extraordinary items)(not annualised):(in Rs.)					
	(a) Basic	1.28	1.30	0.30	4.02	3.29
	(b) Diluted	1.28	1.30	0.30	4.02	3.29

NOTES:-

- * The above financial results have been reviewed by Audit committee and subsequently approved by the Board of Directors at its meeting held on 30.05.2016
- * The Company is listed with the Bombay Stock Exchange & Calcutta Stock Exchange.
- * There are no investors grievances pending during the quarter ended 31st March 2016
- * Previous periods figures have been regrouped /rearranged / reworked wherever necessary.
- * Detailed Results are available at company's website www.rsdfinancelimited.com.
- * Figures of Quarter ended March 2016 are the balancing figures between audited figures of the company in respect of full financial year & the published unaudited year to date figure upto 9 months ended Dec 31st 2015

Dated: 30.05.2016
Place: Jamshedpur



For and on behalf of the Board

(Signature)
Rajeev Singh Dugal
Managing Director
DIN-00052037

ADMN. OFF. : C/o Alcor Hotel, Holding No. 4, Opp. Indian Petrol Pump, Ramdas Bhatta, Bistupur, Jamshedpur - 831 001.
Phone : 0657-6515324, 6620001 Extn. 60 / 47
REGD. OFF. : 224, A.J.C. Bose Road, Krishna Building, 9th Floor, Room No. 902, Kolkata - 700 017, Ph.: 033-6900 0200

RSD FINANCE LIMITED

CIN : L17222WB1963PLC025749

Email:rsdfinance.ltd@gmail.com
Web: www.rsdfinancelimited.com

Reporting of Segment wise Revenue, Result & Capital Employed for the Quarter & Financial Year ended 31.03.2016

(Rs. In Lakhs)

PART I	Particulars	Quarter Ended			Year to date	
		Standalone 31/03/2016 (UnAudited)	Standalone 31/12/2015 (UnAudited)	Standalone 31/03/2015 (UnAudited)	Standalone 31/03/2016 (Audited)	Standalone 31/03/2015 (Audited)
1	Segment Revenue					
	a) Investment & Finance Related Activities	190.81	141.55	73.85	502.52	380.83
	b) Job Work & Manufacturing Activities	19.23	20.02	14.64	76.43	55.99
	Total	210.04	161.57	88.49	578.95	436.82
	Less: Inter Segment Revenue	-	-	-	-	-
	Net Sale / Income From Operations	210.04	161.57	88.49	578.95	436.82
2	Segment Results (Profit (+)/Loss (-) before tax & Interest					
	a) Investment & Finance Related Activities	115.60	99.26	30.30	331.69	257.52
	b) Job Work & Manufacturing Activities	(0.44)	2.07	1.76	(1.16)	(0.47)
	Total	115.16	101.33	32.06	330.53	257.05
	Less : Interest	12.12	9.46	12.33	41.53	19.91
	Total Profit Before Tax	103.04	91.87	19.73	289.01	237.14
3	Capital Employed					
	(Segment Assets - Segment Liabilities)					
	a) Investment & Finance Related Activities	3,526.89	3,250.78	3,250.78	3,526.89	3,250.78
	b) Job Work & Manufacturing Activities	88.81	83.89	83.89	88.81	83.89
	b) Unallocable	34.07	52.27	52.27	34.07	52.27
	Total	3,649.77	3,386.94	3,386.94	3,649.77	3,386.94

Dated: 30.05.2016
Place: Jamshedpur



For and on behalf of the Board

Rajeev Singh Dugal
Managing Director
DIN-00052037

ADMN. OFF. : C/o Alcor Hotel, Holding No. 4, Opp. Indian Petrol Pump, Ramdas Bhatta, Bistupur, Jamshedpur - 831 001.
Phone : 0657-6515324, 6620001 Extn. 60 / 47
REGD. OFF. : 224, A.J.C. Bose Road, Krishna Building, 9th Floor, Room No. 902, Kolkata - 700 017, Ph.: 033-6900 0200

Standalone Statement of Assets & Liabilities

(Amt. in Rupees)









Particulars	As at 31st Mar, 2016 Audited	As at 31st March, 2015 Audited
I. EQUITY AND LIABILITIES		
(1) Shareholder's Funds		
(a) Share Capital	64,732,400	64,732,400
(b) Reserves and Surplus	300,249,801	273,960,376
(2) Non-Current Liabilities		
(a) Long-Term Borrowings	38,148,790	38,488,039
(3) Current Liabilities		
(a) Trade Payables	-	-
(b) Other Current Liabilities	15,274,214	14,628,137
(c) Short-Term Provisions	2,922,154	2,713,264
TOTAL	421,327,359	394,522,215
II. ASSETS		
(1) Non-Current Assets		
(a) Fixed Assets		
(i) Tangible Assets	11,618,878	12,204,444
(b) Non-Current Investments	263,238,129	258,078,441
(c) Deferred Tax Assets (Net)	373,697	318,455
(d) Long-Term Loans and Advances	65,424,510	344,510
(2) Current Assets		
(a) Current Investment	72,586,688	104,638,137
(b) Trade Receivables	854,420	1,022,418
(c) Cash and Cash Equivalents	1,433,328	4,908,525
(d) Short-Term Loans and Advances	1,348,016	9,175,477
(e) Other Current Assets	4,449,693	3,831,808
TOTAL	421,327,359	394,522,215

For RSD FINANCE LTD.


Managing Director.

FORM A

Pursuant to regulation 33 (3)(d) of the SEBI (listing obligations and disclosure requirements) Regulations, 2015

1.	Name of the company	RSD FINANCE LTD.
2.	Annual financial statements for the year ended	Annual Standalone Financial Statement for the year ended 31 st March, 2016
3.	Type of audit observation	Un Modified
4.	Frequency of observation	Not Applicable
5.	To be signed by-	
	<ul style="list-style-type: none"> • CEO/Managing Director 	  (Mr. Rajeev Singh Dugal)
	<ul style="list-style-type: none"> • CFO 	  (Mr. Rechan Chhabra)
	<ul style="list-style-type: none"> • Auditor of the company 	  (Mrs. Manisha Gupta)
	<ul style="list-style-type: none"> • Audit Committee Chairman 	  (Mr. Sushil Kumar Khowala)